

NTI DAY 9



Harrison County Schools

Name: _____

Grade: 1

Teacher: _____

Student Name: _____

First Grade

Day 9 Checklist

___ Read - 15 minutes

___ Practice Sight Word List - 5 minutes

___ Reading Lesson - 40 minutes

___ Math Lesson - Word Problems - 45 minutes

___ Fact Fluency - 15 minutes

___ Specials Activities - 45 minutes

First Grade Journeys Sight Words

and	away	blue	two
be	call	cold	watch
help	come	far	bird
play	every	little	both
with	hear	live	eyes
you	said	their	fly
for	animal	water	long
have	how	where	or
he	make	been	those
look	of	brown	walk
too	some	know	around
what	why	never	because
do	her	off	before
find	now	out	bring
funny	our	own	carry
no	she	very	light
sing	today	down	show
they	would	fall	think
all	after	goes	about
does	draw	green	by
here	pictures	grow	car
me	read	new	could
my	was	open	don't
who	write	yellow	maybe
friend	eat	four	sure
full	give	five	there
good	one	into	first
hold	put	over	food
many	small	starts	ground
pull	take	three	right

First Grade Journeys Sight Words

sometimes	eight	above	thought
these	follow	bear	took
under	learning	even	brothers
your	until	pushed	everyone
done	years	studied	field
great	young	surprised	loved
laugh	again	teacher	most
paper	along	toward	only
soon	began	always	people
talk	boy	different	sorry
were	father	enough	
work	house	happy	
door	nothing	high	
more	together	near	
mother	almost	once	
old	country	stories	
try	covers	across	
use	earth	ball	
want	kinds	cried	
wash	ready	head	
few	soil	heard	
loudly	warms	large	
night	buy	second	
noise	city	should	
shall	family	beautiful	
story	myself	caught	
window	party	friendship	
world	please	idea	
baby	school	listen	
begins	seven	minute	


Name: _____

They All Sound the Same

Can you think of three rhyming words to go with each picture?



sit



fin



ship



spill



dig



kid

Parents, For Your Information: 154 words, 16 new words—
boy, tricks, field, take, care, sheep, town, called, wolf,
people, scare, laughed, just, next, real, of

LISTEN to your
child read this
story aloud.

A Boy and His Trick

Once there was a little boy who liked to play tricks. He was to go to the field and take care of the sheep. One day he ran to the town and called, "Wolf! Wolf!" The people in the town ran to the field to scare the wolf. The boy laughed. It was just his trick.



The next day the boy was in the field. He ran to the town and called, "Wolf! Wolf!" The people ran to the field to scare the wolf. The boy laughed. It was just his trick again.

The next day the boy was in the field with the sheep. A real wolf came to eat the sheep! The boy ran to the



town and called, "Wolf! Wolf!" but the people did not come.

"It is just a trick," they said. The wolf ate all of the sheep and the boy was sad. He did not play tricks again.



Skill

Identifying Story Patterns

Dear Parents,

Most adults recognize this familiar story structure. The same event happens two times, and then something unexpected and different happens with the third occurrence. Other examples of this pattern include stories like "The Three Little Pigs" and "The Three Bears." Jokes and riddles are also often structured this way. Beginning readers do not need to know that many stories they will come across in the future will take this same form, but they do need to recognize this story structure when they encounter it in their present reading. Help your child to answer the story pattern questions below.

We completed this assignment together.

(Child's Signature)

(Parent's Signature)

The Questions



Answer these questions together.

1. What happened the first time the boy called out "Wolf!"?

2. What happened the second time the boy called out "Wolf!"?

3. What happened the *third* time the boy called out "Wolf!"?

4. Why didn't the people come the third time?

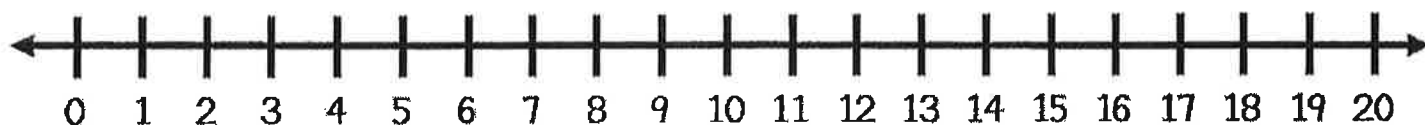
5. What lesson can you learn from this story?

Name _____

Word Problem:

There are 18 kids in our class.

Then, we got a new student. How many kids are in our class now?



I can draw a picture of the problem:

I can show the problem on a twenty frame:

My Answer
is:

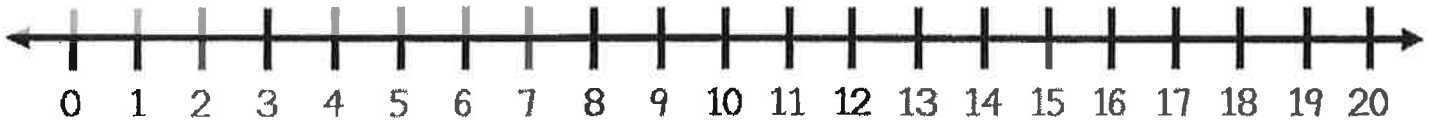
I can write an equation for the problem:

$$\underline{\quad} + \underline{\quad} = \underline{\quad}$$

Name _____

Word Problem:

We see 11 cats on the wall. 6 cats hop off. How many cats are left on the wall?



I can draw a picture of the problem:

I can show the problem on a twenty frame:

My Answer
is:

I can write an equation for the problem:


_____ - _____ = _____

FACT FAMILIES


Each rectangle contains the numbers in a **fact family**. Add or subtract using the three numbers.



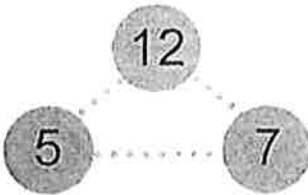
$$\begin{array}{r} \underline{\quad} + \underline{\quad} = \underline{\quad} \\ \underline{\quad} + \underline{\quad} = \underline{\quad} \\ \underline{\quad} - \underline{\quad} = \underline{\quad} \\ \underline{\quad} - \underline{\quad} = \underline{\quad} \end{array}$$




$$\begin{array}{r} \underline{\quad} + \underline{\quad} = \underline{\quad} \\ \underline{\quad} + \underline{\quad} = \underline{\quad} \\ \underline{\quad} - \underline{\quad} = \underline{\quad} \\ \underline{\quad} - \underline{\quad} = \underline{\quad} \end{array}$$



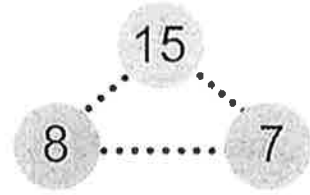
$$\begin{array}{r} \underline{\quad} + \underline{\quad} = \underline{\quad} \\ \underline{\quad} + \underline{\quad} = \underline{\quad} \\ \underline{\quad} - \underline{\quad} = \underline{\quad} \\ \underline{\quad} - \underline{\quad} = \underline{\quad} \end{array}$$



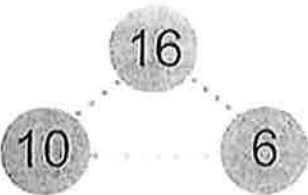
$$\begin{array}{r} \underline{\quad} + \underline{\quad} = \underline{\quad} \\ \underline{\quad} + \underline{\quad} = \underline{\quad} \\ \underline{\quad} - \underline{\quad} = \underline{\quad} \\ \underline{\quad} - \underline{\quad} = \underline{\quad} \end{array}$$



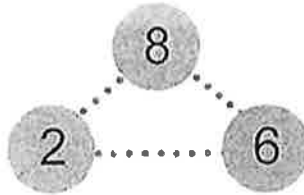
$$\begin{array}{r} \underline{\quad} + \underline{\quad} = \underline{\quad} \\ \underline{\quad} + \underline{\quad} = \underline{\quad} \\ \underline{\quad} - \underline{\quad} = \underline{\quad} \\ \underline{\quad} - \underline{\quad} = \underline{\quad} \end{array}$$




$$\begin{array}{r} \underline{\quad} + \underline{\quad} = \underline{\quad} \\ \underline{\quad} + \underline{\quad} = \underline{\quad} \\ \underline{\quad} - \underline{\quad} = \underline{\quad} \\ \underline{\quad} - \underline{\quad} = \underline{\quad} \end{array}$$



$$\begin{array}{r} \underline{\quad} + \underline{\quad} = \underline{\quad} \\ \underline{\quad} + \underline{\quad} = \underline{\quad} \\ \underline{\quad} - \underline{\quad} = \underline{\quad} \\ \underline{\quad} - \underline{\quad} = \underline{\quad} \end{array}$$



$$\begin{array}{r} \underline{\quad} + \underline{\quad} = \underline{\quad} \\ \underline{\quad} + \underline{\quad} = \underline{\quad} \\ \underline{\quad} - \underline{\quad} = \underline{\quad} \\ \underline{\quad} - \underline{\quad} = \underline{\quad} \end{array}$$



$$\begin{array}{r} \underline{\quad} + \underline{\quad} = \underline{\quad} \\ \underline{\quad} + \underline{\quad} = \underline{\quad} \\ \underline{\quad} - \underline{\quad} = \underline{\quad} \\ \underline{\quad} - \underline{\quad} = \underline{\quad} \end{array}$$

Name _____

Give each answer.

1. $6 + 9 =$ _____

2. $8 + 10 =$ _____

3. $4 + 7 =$ _____

4. $2 + 9 =$ _____

5. $8 + 5 =$ _____

6. $8 + 8 =$ _____

7. $10 + 5 =$ _____

8. $7 + 10 =$ _____

9. $9 + 8 =$ _____

10. $3 + 10 =$ _____

11. $10 + 0 =$ _____

12. $7 + 8 =$ _____

13. $2 + 10 =$ _____

14. $6 + 10 =$ _____

15. $6 + 6 =$ _____

16. $10 + 1 =$ _____

17. $9 + 9 =$ _____

18. $10 + 2 =$ _____

19. $7 + 7 =$ _____

20. $7 + 6 =$ _____

21. $7 + 9 =$ _____

22. $5 + 7 =$ _____

23. $10 + 10 =$ _____

24. $6 + 8 =$ _____

25. $10 + 9 =$ _____

26. $8 + 9 =$ _____


Name: _____

Practical Living and Career Studies
NTI materials
Kindergarten and 1st Grade

Directions: Complete the page below.

When I grow up, I want to be a/an

Draw and color three tools you will need in your future career.

Three dashed rectangular boxes arranged horizontally, intended for drawing three tools needed in a future career.

Draw and color a picture of yourself in your future career.

A large dashed rectangular box intended for drawing a picture of oneself in a future career.