

NTI DAY 8



Harrison County Schools

Name: _____

Grade: K

Teacher: _____

Harrison County Kindergarten
NTI Day #8
Checklist

Reading

- ___ It Was Hot!
- ___ "Is" sight word sheet
- ___ Sentence Repair Shop
- ___ Rhyming Penguins
- ___ Mixed Review

Math

- ___ 1 page Envision Review
- ___ Winter Addition
- ___ Count & Color
- ___ Number Sense
- ___ Write Missing Numbers

Harrison County Kindergarten
NTI Day #8

Reading



Math



Specials



-ot

It Was Hot!

I got one pot.

It was hot!

I got one cup.

It was hot!

I got a lot of pans.

They were not hot.

Let's bake a cake!



1. I got one _____.

.....

2. The pot was _____.

- cold
- hot
- big

3. Which were not hot?

- pots
- cups
- pans

4. What will they bake?

- pie
- cake
- cookies

IS

Name: _____

Trace the word and say it aloud:

IS IS IS IS IS IS



The dog **is** happy.

Write the word:

Write out the letters:

The dog happy.

Write the word to finish the sentence:

The dog _____ happy.

Write your own sentence using the word:

i S

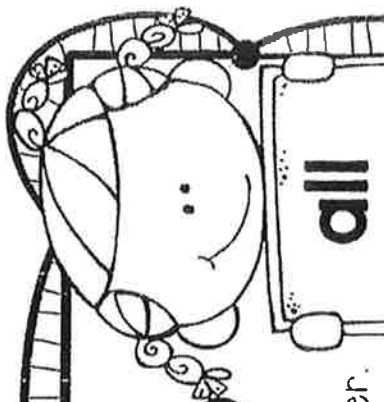
Name: _____

2-34



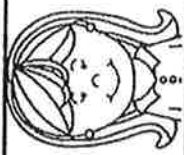
Copyright © 2015 Tia & Raoua

Sentence REPAIR SHOP

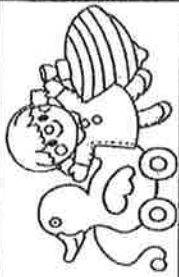


Directions: Rewrite the sentences by putting the words in the correct order.

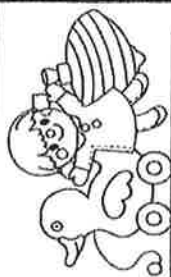
Mom. all are with They



all Where are toys? the



toys here. All the are



Rhyming

Name _____


Penguins

Directions: Each penguin has a word on their hat. Circle all of the words on the penguin that rhyme with that word. Color the penguins.




Name: _____

1. Circle the correct word under each picture.



wed web

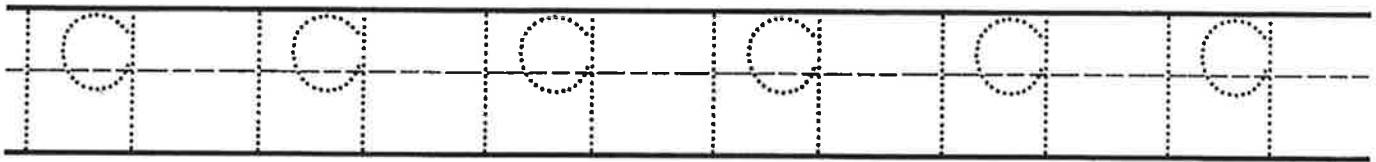


bed bad




fin fed


2. Trace the numbers.



3. Color 19 squares.



4. Show 19 on the ten frames.



Set C



3




2 and 3 is 5.

_____ and _____ is _____.

Set D



4



2

and

4


and

4

+

4

4




4

Directions Have students: 3 draw a circle around the groups to put them together, and then write an addition sentence to tell how many vegetables in all; 4 count the instruments in each group, and then write the numbers and the plus sign to add the groups.

Write Missing Numbers

Write the missing numbers.



0 1 2 4 5

1 3 6

4 6 8


4 7 9

6 10



Name _____

Winter Addition



Directions: Count the winter items, and add them together. Fill in the equation. Color the pictures.

_____ + _____ =

_____ + _____ =

_____ + _____ =

_____ + _____ =

_____ + _____ =

_____ + _____ =

_____ + _____ =

_____ + _____ =

COUNT & COLOR

Name: _____

Number Sense



6



7



8



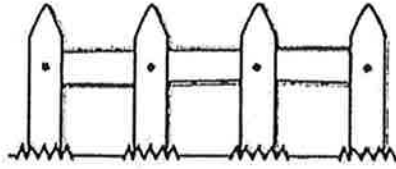
9



10


A large grid of geometric shapes (triangles, squares, circles) containing various counting objects. The objects include:

- Two hands showing different numbers of fingers (e.g., 5, 3, 2, 1).
- Dominoes with different faces (e.g., 6-1, 5-2, 4-3, 3-4, 2-5, 1-6).
- Rectangular blocks arranged in rows and columns.
- Grids of dots (e.g., 2x5, 3x4).
- Vertical lines of varying lengths.



**Young McDonald Had a Farm
E-I-E-I-O
And On That Farm, He Had a**

Draw a creature in the box and color. Write the word. Sing the song.



Two horizontal lines forming a writing area: a solid top line, a dashed middle line, and a solid bottom line.

E-I-E-I-O!