

# NTI DAY 9



Harrison County Schools

Name: \_\_\_\_\_

Grade:   K  

Teacher: \_\_\_\_\_

Harrison County Kindergarten  
NTI Day #9  
Checklist

Reading

- \_\_\_ My Pet is Wet
- \_\_\_ "Can" sight word sheet
- \_\_\_ Sentence Repair Shop
- \_\_\_ Word Family Hockey Tournament
- \_\_\_ Mixed Review

Math

- \_\_\_ 1 page Envision Review
- \_\_\_ Making 10 Hockey
- \_\_\_ Count & Color
- \_\_\_ Number Sense
- \_\_\_ Write Missing Numbers

---

Harrison County Kindergarten  
NTI Day #9

Reading



Math




Specials



-et

## My Pet is Wet

I have a pet. My pet is wet.  
What is my pet?  
Is my pet a dog?  
No, my pet is not a dog.  
Is my pet a cat?  
No, my pet is not a cat.  
My pet is a fish!



1. I have a \_\_\_\_\_.

- set
- pet
- pan

2. My pet is \_\_\_\_\_.

\_\_\_\_\_

.....

\_\_\_\_\_

3. Is my pet a dog?

- yes
- no

4. What is my pet?

- a cat
- a bird
- a fish

can

Name: \_\_\_\_\_

I can ride a bike!



Trace the word and say it aloud:

can can can

Write the word:

\_\_\_\_\_

-----

\_\_\_\_\_

Write out the letters

I    ride a bike!

Write the word to finish the sentence:

I \_\_\_\_\_ ride a bike!

Write your own sentence using the word:

\_\_\_\_\_

-----

\_\_\_\_\_

-----

\_\_\_\_\_

can

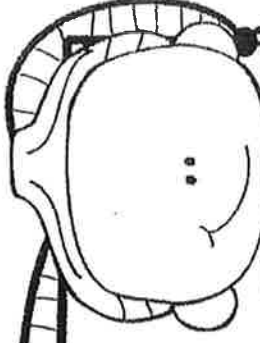
Name: \_\_\_\_\_

2-35



Copyright © 2015 Time Resources

# Sentence REPAIR SHOP



Directions: Rewrite the sentences by putting the words in the correct order.

get

you Did get the cookies?

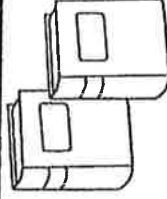


Where books?

get

can

I



get baby.

She

will

the



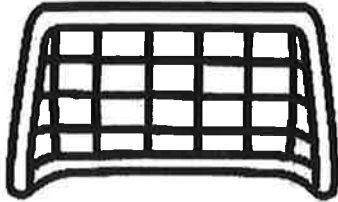
# Word Family

Name \_\_\_\_\_

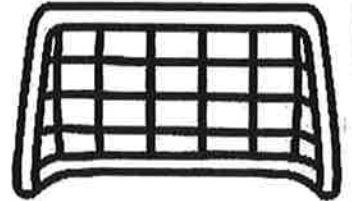
## Hockey Tournament

Directions: Help the teams score. Draw a line from each puck to the correct goal. Tally the points. Circle the winning team's goal.

-ag



-et



job

let

win

tag

rag

rob

get

pin

bet

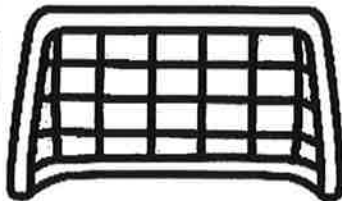
bag

tin


-ob

mob

-in






fin

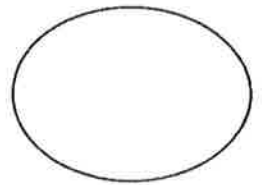
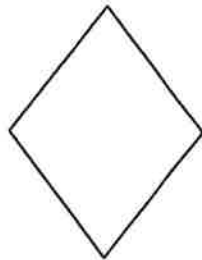


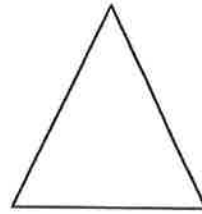



Name: \_\_\_\_\_

1. Write the word under the picture. In the last box, draw a picture of the word.



2. Color the shapes that you see in the picture.



3. Write the missing letters.

H I \_\_\_\_\_ K \_\_\_\_\_ M \_\_\_\_\_

O P \_\_\_\_\_ S T \_\_\_\_\_

Name \_\_\_\_\_

Set E



$$2 + 2 = 4$$



Set F

6




$$4 + 3 = 7$$

+

=

**Directions** Have students use counters to show how to put together the groups, draw a circle around the groups to put them together, and then write an equation to find the sum; listen to the story, use counters to show the addition, draw a picture, and then write an equation to tell how many in all. Mark has 3 flowers. He picks 2 more flowers. How many flowers does he have in all?





# Numbers 1 to 20

**Directions:** Trace the numbers from 1 to 20 in the first box.  
Write the numbers from 1 to 20 in the second box.


1	2	3	4	5
6	7	8	9	10
11	12	13	14	15
16	17	18	19	20



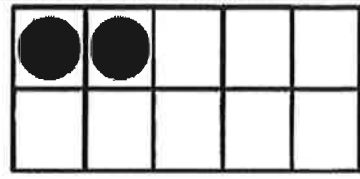

Name \_\_\_\_\_

# Making 10 Hockey


Directions: Score 10 points to win. Count how many goals you have. Fill in the rest to make 10. Complete the equation.




$$\underline{\quad\quad\quad} + \underline{\quad\quad\quad} = 10$$




$$\underline{\quad\quad\quad} + \underline{\quad\quad\quad} = 10$$




$$\underline{\quad\quad\quad} + \underline{\quad\quad\quad} = 10$$



$$\underline{\quad\quad\quad} + \underline{\quad\quad\quad} = 10$$




$$\underline{\quad\quad\quad} + \underline{\quad\quad\quad} = 10$$



$$\underline{\quad\quad\quad} + \underline{\quad\quad\quad} = 10$$



$$\underline{\quad\quad\quad} + \underline{\quad\quad\quad} = 10$$



$$\underline{\quad\quad\quad} + \underline{\quad\quad\quad} = 10$$

# COUNT & COLOR

Name: \_\_\_\_\_

## Number Sense




6




7



8



9



10

A large grid of irregular shapes, each containing a different counting object or symbol. The objects include: hands showing a specific number of fingers; dominoes with dots on their faces; dice with dots on their faces; stacks of small cubes; and groups of vertical lines (tally marks). The shapes are arranged in a complex, overlapping pattern, with some shapes containing multiple objects. The objects are designed to be counted and then colored according to the instructions at the top of the page.

Name: \_\_\_\_\_


**Practical Living and Career Studies  
NTI materials  
Kindergarten and 1<sup>st</sup> Grade**

Directions: Complete the page below.

**When I grow up, I want to be a/an**

\_\_\_\_\_

**Draw and color three tools you will need in your future career.**

Three dashed rectangular boxes arranged horizontally, intended for drawing three tools needed in a future career.

**Draw and color a picture of yourself in your future career.**

A large dashed rectangular box intended for drawing a picture of oneself in a future career.